




WINTER'S HOLIDAY'S



HOMEWORK



अ से अनार



अ

अ

अ

अ

अ

अ

अ

अ

अ

अ

अ

अ

अ

अ

अ

अ

अ

अ

अ

अ

अ

अ

अ

अ

अ

अ

अ

ः

ः

ः

ः

ः

ः

ः

ः

ः

ः

ः

ः

ः

ः

ः

ः

ः

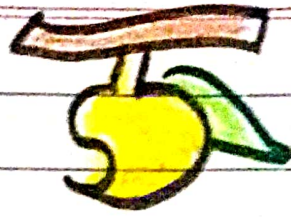
ः

ः

ः

ः

आ से आम



आ

आ

आ

आ

आ

आ

आ

आ

आ

आ

आ

आ

आ

आ

आ

आ

आ

आ

आ

आ

आ

आ

आ

आ

आ

आ

आ

आ

आ

आ

आ

आ

आ

आ

आ

आ

आ

आ

आ

आ

आ

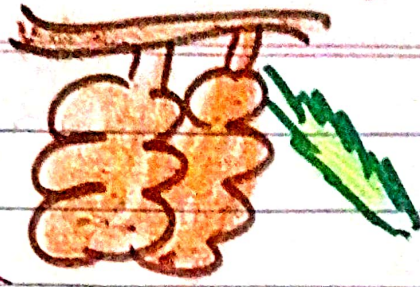
आ

आ

आ

आ

इ से इमली



इ

इ

इ

इ

इ

इ

इ

इ

इ

इ

इ

इ

इ

इ

इ

इ

इ

इ

इ

इ

इ

इ

इ

इ

इ

Date _____

Page No. _____

§

§

§

—
·
·

—
·
·

—
·
·

—
·
·

—
·
·

—
·
·

—
·
·

—
·
·

—
·
·

—
·
·

—
·
·

—
·
·

—
·
·

—
·
·

—
·
·

—
·
·

—
·
·

—
·
·

—
·
·

—
·
·

—
·
·

इ से इख



इ

इ

इ

इ

इ

इ

इ

इ

इ

इ

इ

इ

इ

इ

इ

इ

इ

इ

इ

इ

इ

इ

इ

इ

Handwritten cursive letter 's' in red ink.

Handwritten cursive letter 's' in red ink.

Handwritten cursive letter 's' in red ink.

Tracing guide for cursive letter 's' with a solid top bar and dotted bottom bar.

Tracing guide for cursive letter 's' with a solid top bar and dotted bottom bar.

Tracing guide for cursive letter 's' with a solid top bar and dotted bottom bar.

Tracing guide for cursive letter 's' with a solid top bar and dotted bottom bar.

Tracing guide for cursive letter 's' with a solid top bar and dotted bottom bar.

Tracing guide for cursive letter 's' with a solid top bar and dotted bottom bar.

Tracing guide for cursive letter 's' with a solid top bar and dotted bottom bar.

Tracing guide for cursive letter 's' with a solid top bar and dotted bottom bar.

Tracing guide for cursive letter 's' with a solid top bar and dotted bottom bar.

Tracing guide for cursive letter 's' with a solid top bar and dotted bottom bar.

Tracing guide for cursive letter 's' with a solid top bar and dotted bottom bar.

Tracing guide for cursive letter 's' with a solid top bar and dotted bottom bar.

Tracing guide for cursive letter 's' with a solid top bar and dotted bottom bar.

Tracing guide for cursive letter 's' with a solid top bar and dotted bottom bar.

Tracing guide for cursive letter 's' with a solid top bar and dotted bottom bar.

Tracing guide for cursive letter 's' with a solid top bar and dotted bottom bar.

Tracing guide for cursive letter 's' with a solid top bar and dotted bottom bar.

Tracing guide for cursive letter 's' with a solid top bar and dotted bottom bar.

Tracing guide for cursive letter 's' with a solid top bar and dotted bottom bar.

Tracing guide for cursive letter 's' with a solid top bar and dotted bottom bar.

Tracing guide for cursive letter 's' with a solid top bar and dotted bottom bar.

3 से 3 लय



3

3

3

3

3

3

3

3

3

3

3

3

3

3

3

3

3

3

3

3


3

3

3

3

ऊ री ऊन



ऊ

ऊ


ऊ


Tracing practice for the Hindi letter 'ऊ' (U) on lined paper. Each row consists of a solid top line, a dashed middle line, and a solid bottom line. The letter 'ऊ' is drawn in red ink at the beginning of each row for tracing. There are 10 such rows on the page.

Date. _____

Page No. _____

अ से अनानास में रंग भरें।






Winter's



Holiday




Homework



Date. _____

Page No. _____

A for Apple

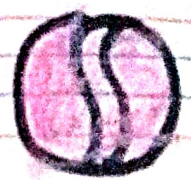


A

A

A

B for Ball



B B B

Date. _____

Page No. _____

C for Cat



C

C

C

Date. _____

Page No. _____

D for Dog




D

D

Date. _____

Page No. _____

E from Elephant




E

E

E

F for Fish



F

F

F

.

.

.

.

.

.

.

.

.

.

.

.

.

.

.

.

.

.

.

.

.

.

.

.

.

.

.

.

.

.

.

.

.

.

.

.

.

.

.

.

.

.

.

.

.

.

.

.

Date. _____

Page No. _____

GT Fresh Grapes




GT

GT

GT

H for House



H

H

H

.

.

.

.

.

.

.

.

.

.

.

.

.

.

.

.

.

.

.

.

.

.

.

.

.

.

.

.

.

.

.

.

.

.

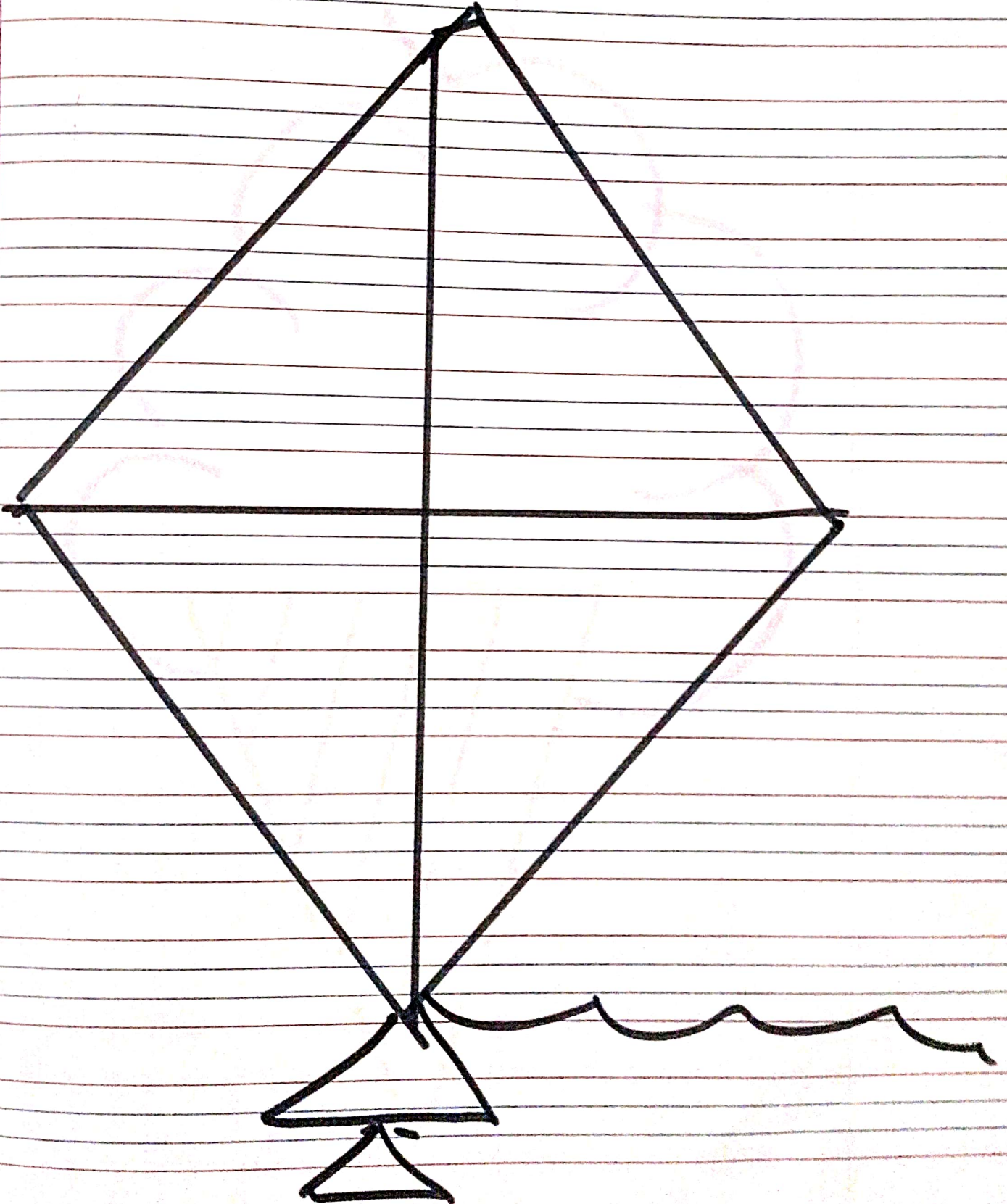
.

.


Date. _____

Page No. _____

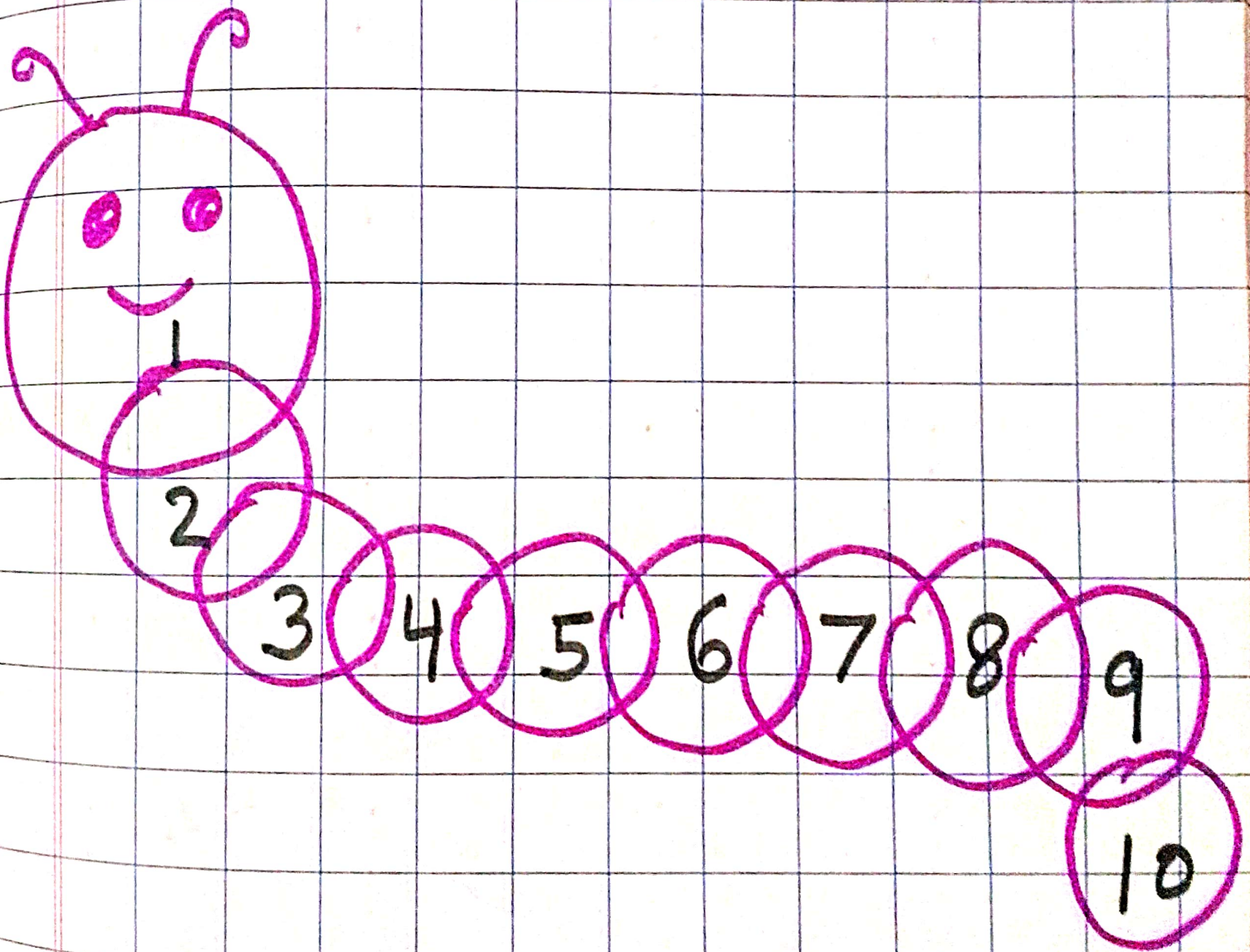
K majari kite



I for Ice-cream



WINTER'S HOLIDAY'S HOMEWORK



One - 1

T o

T o

T o

T o

.

.

.

.

.

.

.

.

.

.

.

.

.

.

.

.

.

.

.

.

.

.

.

.

.

.

.

.

.

.

.

.

Three - 3

T O

T O

T O

T O

:

:

:

:

:

:

:

:

:

:

:

:

:

:

:

:

:

:

:

:

:

:

:

:

:

:

:

:

Exer - 4

T O T O T O T O

∴

∴

∴

∴

∴

∴

∴

∴

∴

∴

∴

∴

∴

∴

∴

∴

∴

∴

∴

∴

∴

∴

∴

∴

∴

∴

∴

∴

Five - 5

T O

T O

T O

T O

∴

∴

∴

∴

∴

∴

∴

∴

∴

∴

∴

∴

∴

∴

∴

∴

∴

∴

∴

∴

∴

∴

∴

∴

∴

∴

∴

∴

Six-6

T O T O T O T O

6 6 6 6

. . . .

. . . .

. . . .

. . . .

. . . .

. . . .

. . . .

Seven- 7

T 0

..
.

T 0

..
.

T 0

..
.

T 0

..
.

..
.

..
.

..
.

..
.

..
.

..
.

..
.

..
.

..
.

..
.

..
.

..
.

..
.

..
.

..
.

..
.

..
.

..
.

..
.

..
.

..
.

..
.

..
.

..
.

Colour it

Date _____

Page No. _____

